



Interim consolidated statement of financial position for the period ended 31 March 2022

Assets	Note	31 March 2022 BGN'000	31 December 2021 BGN'000
Non-current assets			
Goodwill	9	31 104	31 104
Property, plant and equipment	10	10 983	11 080
Intangible assets	11	89 363	86 724
Long - term financial assets	7	841	841
Long - term receivables	13	426	426
Deferred tax assets	12	222	259
		132 939	130 434
Current assets			
Inventory	14	1 270	2 808
Trade and other financial receivables	16	18 121	17 161
Prepayments and other assets	17	1 784	1 959
Related party receivables	35	778	622
Income tax receivables		351	103
Loans given		59	59
Cash and cash equivalents	18	6 721	11 353
		29 084	34 065
Total assets		162 023	164 499

Prepared by: 
/Nikolay Yatzino/

Executive Director: 
/Tsvetan Alexiev/


Date: 30.05.2022



Interim consolidated statement of financial position for the period ended 31 March 2022 (continued)

Equity and liabilities	Note	31 March 2022 BGN'000	31 December 2021 BGN'000
Equity			
Share capital	19.1	59 361	59 361
Purchased own shares		(1 471)	(1 304)
Reserves	19.2, 19.3	6 828	6 821
Retained earnings		31 408	29 733
Equity attributable to the owners of the parent		96 126	94 611
Non-controlling interest		18 772	18 287
Total equity		114 898	112 898
Liabilities			
Non-current liabilities			
Pension and other employee obligations	21.1	276	356
Long-term borrowings	22	12 781	13 288
Long-term lease liabilities	23	1 962	2 213
Deferred tax liabilities	12	-	45
Trade payables	24	423	-
Other non-current liabilities		326	-
		15 768	15 902
Current liabilities			
Provisions	20	22	22
Employee obligations	21.2	3 815	3 783
Short-term borrowings	22	19 484	16 274
Short-term lease liabilities	23	804	829
Trade and other payables	24	3 478	5 124
Short-term related party payables	35	412	5 199
Contract liabilities	15	3 177	4 303
Tax liabilities		161	165
Financing		4	-
		31 357	35 699
Total liabilities		47 125	51 601
Total equity and liabilities		162 023	164 499

Prepared by: 
/Nikolay Yatzino/

Executive Director: 
/Tsvetan Alexiev/

Date: 30.05.2022



Interim consolidated statement of profit or loss and of comprehensive income for the period ended 31 March 2022

	Note	31.03.2022 BGN'000	31.03.2021 BGN'000
Revenue from contracts with customers	25	19 601	14 850
Gain on sale of non-current assets	27	-	10
Income from sale of investments	26	-	7
Interest income	26	9	-
Revenue from financing	26	452	351
Other income	26	32	77
Cost of materials	28	(720)	(376)
Hired services expenses	29	(2 694)	(2 610)
Employee benefits expense	21.1	(8 654)	(5 490)
Depreciation, amortisation of non-financial assets	10, 11	(1 661)	(1 620)
Capitalized expenses	31	572	735
Cost of goods sold and other current assets		(4 577)	(4 343)
Changes in finished goods and work in progress		-	87
Other expenses	30	(183)	(81)
Operating profit		2 177	1 597
Finance costs	32	(178)	(94)
Finance income	32	25	26
Profit before tax		2 024	1 529
Profit for the period		2 024	1 529
Profit for the period attributable to:			
Non-controlling interest		349	324
Owners of the parent		1 675	1 205
Earnings per share:	33	0.0289	0.0205

Prepared by:

/Nikolay Yatzino/

Executive Director:

/Tsvetan Alexiev/

Date: 30.05.2022



Interim consolidated statement of change in equity for the period ended 31 March 2022

All amounts are presented in BGN ‘000

	Share capital	Purchased own shares	Reserves	Retained earnings	Total equity attributed to the owners of parent	Non-controlling interest	Total equity
Balance at 1 January 2022	59 361	(1 304)	6 821	29 733	94 611	18 287	112 898
Repurchased own shares	-	(167)	-	-	(167)	-	(167)
Transactions with owners	-	(167)	-	-	(167)	-	(167)
Profit for the period	-	-	-	1 675	1 675	349	2 024
Other changes of equity	-	-	7	-	7	136	143
Balance at 31 March 2022	59 361	(1 471)	6 828	31 408	96 126	18 772	114 898

Prepared by:

/Nikolay Yatzino/

Executive Director:

/Tsvetan Alexiev/

Date: 30.05.2022

Consolidated statement of change in equity for the period ended 31 March 2022 (continued)

All amounts are presented in BGN ‘000

	Share capital	Purchased own shares	Reserves	Retained earnings	Total equity attributed to the owners of parent	Non-controlling interest	Total equity
Balance at 1 January 2021	59 361	(585)	6 663	25 627	91 066	16 488	107 554
Purchased own shares	-	(719)	-	-	(719)	-	(719)
Transactions with owners	-	(719)	-	-	(719)	-	(719)
Profit for the year	-	-	-	4 451	4 451	1 474	5 925
Other comprehensive loss for the year	-	-	-	(1)	(1)	-	(1)
Total comprehensive income for the year	-	-	-	4 450	4 450	1 474	5 924
Transfer of profit to reserves	-	-	158	(344)	(186)	186	-
Other changes of equity	-	-	-	-	-	139	139
Balance at 31 December 2021	59 361	(1 304)	6 821	29 733	94 611	18 287	112 898

Prepared by:


/Nikolay Yatzino/

Executive Director:


/Tsvetan Alexiev/

Date: 30.05.2022

Interim consolidated statement of cash flows for the period ended 31 March 2022

	Note	31.03.2022 BGN'000	31.03.2021 BGN'000
Operating activities			
Cash receipts from customers		18 437	18 165
Cash paid to suppliers		(9 547)	(10 835)
Cash paid to employees and social security institutions		(7 752)	(5 077)
Cash flows related to interest, commissions, dividends and others		(310)	(11)
Income taxes paid		(3)	-
Payments on profit distributions		(14)	-
Other payments, net		168	(665)
Net cash flow from operating activities		979	1 577
Investing activities			
Purchase of property, plant and equipment		(116)	(88)
Proceeds from disposals of property, plant and equipment		1	-
Purchase of other intangible assets		(381)	(550)
Acquisition of subsidiaries, net of cash		(5 144)	(8)
Loans and deposits granted		(303)	-
Loan repayments received		300	-
Cash flows related to interest, commissions, dividends and others		(1)	-
Cash flows from units and shares acquired and sold		95	-
Other payments, net		(167)	-
Net cash flow used in investing activities		(5 716)	(646)
Financing activities			
Proceeds from borrowings	36	3 711	2 014
Repayments of borrowings	36	(3 495)	(6 333)
Payment of principal element of lease liabilities	36	(168)	(171)
Interest payments under lease contracts		(7)	(1)
Cash flows related to interest, commissions, dividends and others		(71)	(42)
Other payments, net		133	(90)
Net cash flow from financing activities		103	(4 623)
Net change in cash and cash equivalents			
		(4 634)	(3 692)
Cash and cash equivalents, beginning of period		11 353	12 549
Exchange (losses) on cash and cash equivalents		2	(21)
Cash and cash equivalents, end of year	18	6 721	8 836

Prepared by:


/Nikolay Yatzino/

Executive Director:


/Tsvetan Alexiev/

Date: 30.05.2022