

Interim consolidated statement of financial position for the period ended 31 December 2020

Assets	Note	31 December 2020 BGN'000	31 December 2019 BGN'000
Non-current assets			
Goodwill	7	22 482	22 482
Property, plant and equipment	8	8 870	9 064
Intangible assets	9	59 530	58 665
Deferred tax assets	10	385	419
		91 267	90 630
Current assets			
Inventory	11	798	1 255
Trade and other financial receivables	13	12 879	10 806
Prepayments and other assets	14	5 314	2 116
Related party receivables	33	93	-
Tax receivables		425	103
Cash and cash equivalents	15	12 612	10 550
		32 121	24 830
Assets included in disposal group classified as held for sale	16	29 361	29 361
Current assets		61 482	54 191
Total assets		152 749	144 821

Prepared by:

/Nikolay Yatzino/

Executive Director:


/Tsvetan Alexiev/


Date: 26.02.2021



Interim consolidated statement of financial position for the period ended 31 December 2020 (continued)

Equity and liabilities	Note	31 December 2020 BGN'000	31 December 2019 BGN'000
Equity			
Share capital	17.1	59 361	59 361
Purchased own shares		(584)	(475)
Reserves	17.2, 17.3	6 791	6 408
Retained earnings		25 454	22 813
Equity attributable to the owners of the parent		91 022	88 107
Non-controlling interest		16 899	15 908
Total equity		107 921	104 015
Liabilities			
Non-current liabilities			
Pension and other employee obligations	19.2	223	276
Long-term borrowings	20.1	10 285	8 380
Long-term lease liabilities	21	2 046	2 908
Long-term related party payables	33	137	19
Other long-term liabilities		394	-
Deferred tax liabilities	10	143	33
		13 228	11 616
Current liabilities			
Provisions	18	22	22
Employee obligations	19.2	2 866	3 370
Short-term borrowings	20.1	15 432	15 761
Short-term lease liabilities	21	352	588
Trade and other payables	22	7 920	6 592
Short-term related party payables		341	-
Contract liabilities	12	3 430	2 205
Tax liabilities		670	156
Financing		567	496
		31 600	29 190
Total liabilities		44 828	40 806
Total equity and liabilities		152 749	144 821

Prepared by: 
/Nikolay Yatzino/

Executive Director: 
/Tsvetan Alexiev/


Date: 26.02.2021



Interim consolidated statement of profit or loss and of comprehensive income for the period ended 31 December 2020

	Note	31.12.2020 BGN'000	31.12.2019 BGN'000
Revenue from contracts with customers	23	55 611	59 329
Gain on sale of non-current assets	25	6	1 862
Revenue from financing	24	2 060	5
Other income	24	173	54
Cost of materials	26	(2 243)	(3 240)
Hired services expenses	27	(6 271)	(6 043)
Employee benefits expense	19.1	(21 758)	(22 720)
Depreciation, amortisation of non-financial assets	8,9	(5 964)	(5 265)
Capitalized expenses	29	2 838	2 658
Cost of goods sold and other current assets		(17 762)	(17 226)
Changes in finished goods and work in progress		47	(1 248)
Other expenses	28	(1 174)	(1 791)
Operating profit		5 563	6 375
Finance costs	30	(767)	(703)
Finance income	30	119	239
Profit before tax		4 915	5 911
Income tax expense		(413)	(501)
Profit for the period		4 502	5 410
Profit for the period attributable to:			
Non-controlling interest		1 477	307
Owners of the parent		3 025	5 103
Earnings per share:	31	0,051	0,086

Prepared by: 
/Nikolay Yatzino/

Executive Director: 
/Tsvetan Alexiev/

Date: 26.02.2021




Interim consolidated statement of change in equity for the period ended 31 December 2020

All amounts are presented in BGN ‘000

	Share capital	Purchased own shares	Reserves	Retained earnings	Total equity attributed to the owners of parent	Non-controlling interest	Total equity
Balance at 1 January 2020	59 361	(475)	6 408	22 813	88 107	15 908	104 015
Profit for the period	-	-	-	3 025	3 025	1 477	4 502
Purchased own shares	-	(110)	-	-	(110)	-	(110)
Distribution of profit to reserves	-	-	383	(383)	-	-	-
Other changes of equity	-	-	-	-	-	(486)	(486)
Balance at 31 December 2020	59 361	(585)	6 791	25 455	91 022	16 899	107 921

Prepared by:


/Nikolay Yatzino/

Executive Director:



/Tsvetan Alexiev/

Date: 26.02.2021

Consolidated statement of change in equity for the period ended 31 December 2020 (continued)

All amounts are presented in BGN ‘000	Share capital	Purchased own shares	Reserves	Retained earnings	Total equity attributed to the owners of parent	Non-controlling interest	Total equity
Balance at 1 January 2019 (restated)	59 361	(475)	5 622	18 275	82 783	15 677	98 460
Dividends	-	-	-	-	-	(418)	(418)
Transactions with owners	-	-	-	-	-	(418)	(418)
Profit for the year	-	-	-	5 103	5 103	307	5 410
Other comprehensive loss	-	-	(1)	-	(1)	-	(1)
Total comprehensive income for the year	-	-	(1)	5 103	5 102	307	5 409
Transfer of retained earnings to reserves	-	-	565	(565)	-	-	-
Other changes of equity	-	-	222	-	222	342	564
Balance at 31 December 2019	59 361	(475)	6 408	22 813	88 107	15 908	104 015

Prepared by:


 /Nikolay Yatzino/

Executive Director:





/Tsvetan Alexiev/

Date: 26.02.2021

Interim consolidated statement of cash flows for the period ended 31 December 2020

	Note	31.12.2020 BGN'000	31.12.2019 BGN'000
Operating activities			
Cash receipts from customers		58 143	61 228
Cash paid to suppliers		(32 631)	(36 937)
Cash paid to employees and social security institutions		(18 665)	(19 460)
Cash flows related to interest, commissions, dividends and others		(56)	(39)
Income taxes paid		(533)	(1 250)
Other payments, net		(173)	(768)
Net cash flow from operating activities		6 085	2 774
Investing activities			
Purchase of property, plant and equipment		(522)	(754)
Proceeds from the sale of property, plant and equipment		-	1
Acquisition of subsidiaries, net of cash		(916)	(1 956)
Cash flows related to interest, commissions, dividends and others		(302)	-
Purchase of other intangible assets		(2 776)	(2 305)
Loans and deposits granted		-	(2 347)
Loan repayments received		-	25
Interest received		-	5
Net cash flow used in investing activities		(4 516)	(7 331)
Financing activities			
Proceeds from borrowings	34	4 054	22 540
Repayments of borrowings	34	(2 280)	(17 249)
Payment of principal element of lease liabilities	34	(629)	(452)
Interest payments under lease contracts		(39)	(33)
Proceeds from the issue and repurchase of shares		(225)	(8)
Cash flows related to interest, commissions, dividends and others		(230)	(751)
Other payments, net		(35)	-
Net cash flow from financing activities		616	4 047
Net change in cash and cash equivalents			
		2 185	(510)
Cash and cash equivalents, beginning of period		10 550	11 068
Exchange (losses) on cash and cash equivalents		(123)	(8)
Cash and cash equivalents, end of year	15	12 612	10 550

Prepared by: 
/Nikolay Yatzino/

Executive Director: 
/Tsvetan Alexiev/

Date: 26.02.2021