

Interim consolidated statement of financial position for the period ended 30 June 2020

Assets	Note	30 June 2020 BGN'000	31 December 2019 BGN'000
Non-current assets			
Goodwill	7	22 482	22 482
Property, plant and equipment	8	9 039	9 064
Other intangible assets	9	57 919	58 665
Deferred tax assets	10	519	419
		89 959	90 630
Current assets			
Inventory	11	577	1 255
Trade and other financial receivables	13	16 333	10 806
Prepayments and other assets	14	1 515	2 116
Related party receivables	33	143	-
Tax receivables		234	103
Cash and cash equivalents	15	8 607	10 550
		27 409	24 830
Assets included in disposal group classified as held for sale	16	29 361	29 361
Current assets		56 770	54 191
Total assets		146 729	144 821

Prepared by:



/Nikolay Yatzino/

Executive Director:



/Tsvetan Alexiev/


Date: 18.09.2020



Interim consolidated statement of financial position for the period ended 30 June 2020 (continued)

Equity and liabilities	Note	30 June 2020 BGN'000	31 December 2019 BGN'000
Equity			
Share capital	17.1	59 361	59 361
Purchased own shares		(475)	(475)
Reserves	17.2, 17.3	6 404	6 408
Retained earnings		26 680	22 813
Equity attributable to the owners of the parent		91 970	88 107
Non-controlling interest		16 358	15 908
Total equity		108 328	104 015
Liabilities			
Non-current liabilities			
Pension and other employee obligations	19.2	276	276
Long-term borrowings	20.1	7 241	8 380
Long-term lease liabilities	21	2 607	2 908
Long-term related party payables	33	-	19
Other long-term liabilities		305	-
Deferred tax liabilities	10	160	33
		10 589	11 616
Current liabilities			
Provisions	18	22	22
Employee obligations	19.2	2 255	3 370
Short-term borrowings	20.1	16 171	15 761
Short-term lease liabilities	21	588	588
Trade and other payables	22	3 243	6 592
Short-term related party payables		510	-
Contract liabilities	12	4 434	2 205
Tax liabilities		-	156
Financing		589	496
		27 812	29 190
Total liabilities		38 401	40 806
Total equity and liabilities		146 729	144 821

Prepared by: 
/Nikolay Yatzino/

Executive Director: 
/Tsvetan Alexiev/


Date: 18.09.2020



Interim consolidated statement of profit or loss and of comprehensive income for the period ended 30 June 2020

	Note	30.6.2020 BGN'000	30.6.2019 BGN'000
		28 379	28 294
Revenue from contracts with customers	23	4	-
Gain on sale of non-current assets	25	802	579
Revenue from financing	24	92	252
Other income	24		
Cost of materials	26	(315)	(978)
Hired services expenses	27	(2 846)	(4 356)
Employee benefits expense	19.1	(10 424)	(10 201)
Depreciation, amortisation of non-financial assets	8,9	(2 620)	(1 532)
Capitalized expenses	29	1 167	1 158
Cost of goods sold and other current assets		(9 655)	(9 146)
Changes in finished goods and work in progress		442	1 263
Other expenses	28	(413)	(810)
Operating profit		4 613	4 523
Finance costs	30	(297)	(337)
Finance income	30	58	107
Profit before tax		4 374	4 293
Profit for the period		4 374	4 293
Profit for the period attributable to:			
Non-controlling interest		507	638
Owners of the parent		3 867	3 655
Earnings per share:	31	0.0743	0.0729

Prepared by:


/Nikolay Yatzino/

Executive Director:


/Tsvetan Alexiev/

Date: 18.09.2020




Interim consolidated statement of change in equity for the period ended 30 June 2020

All amounts are presented in BGN ‘000

	Share capital	Purchased own shares	Reserves	Retained earnings	Total equity attributed to the owners of parent	Non-controlling interest	Total equity
Balance at 1 January 2020	59 361	(475)	6 408	22 813	88 107	15 908	104 015
Profit for the period	-	-	-	3 867	3 867	507	4 374
Other changes of equity	-	-	(4)	-	(4)	(57)	(61)
Balance at 30 June 2020	59 361	(475)	6 404	26 680	91 970	16 358	108 328

Prepared by:


/Nikolay Yatzino/

Executive Director:


/Tsvetan Alexiev/

Date: 18.09.2020

Consolidated statement of change in equity for the period ended 30 June 2020 (continued)

All amounts are presented in BGN ‘000

	Share capital	Purchased own shares	Reserves	Retained earnings	Total equity attributed to the owners of parent	Non-controlling interest	Total equity
Balance at 1 January 2019 (restated)	59 361	(475)	5 622	18 275	82 783	15 677	98 460
Dividends	-	-	-	-	-	(418)	(418)
Transactions with owners	-	-	-	-	-	(418)	(418)
Profit for the year	-	-	-	5 103	5 103	307	5 410
Other comprehensive loss	-	-	(1)	-	(1)	-	(1)
Total comprehensive income for the year	-	-	(1)	5 103	5 102	307	5 409
Transfer of retained earnings to reserves	-	-	565	(565)	-	-	-
Other changes of equity	-	-	222	-	222	342	564
Balance at 31 December 2019	59 361	(475)	6 408	22 813	88 107	15 908	104 015

Prepared by:

/Nikolay Yatzino/

Executive Director:




/Tsvetan Alexiev/

Date: 18.09.2020

Interim consolidated statement of cash flows for the period ended 30 June 2020

	Note	30.6.2020 BGN'000	30.6.2019 BGN'000
Operating activities			
Cash receipts from customers		30 311	30 914
Cash paid to suppliers		(18 044)	(17 263)
Cash paid to employees and social security institutions		(10 128)	(9 758)
Cash flows related to interest, commissions, dividends and others		(24)	(41)
Income taxes paid		(168)	(806)
Other payments, net		(869)	(559)
Net cash flow from operating activities		1 078	2 487
Investing activities			
Purchase of property, plant and equipment		(395)	(264)
Purchase of other intangible assets		(1 098)	(1 090)
Acquisition of subsidiaries, net of cash		(841)	(978)
Other income/payments, net		15	(14)
Net cash flow used in investing activities		(2 319)	(2 609)
Financing activities			
Proceeds from borrowings	34	1 097	451
Repayments of borrowings	34	(1 330)	(1 978)
Payment of principal element of lease liabilities	34	(303)	(38)
Interest payments under lease contracts		(19)	(19)
Cash flows from issuance and reacquisition of shares		-	(197)
Cash flows related to interest, commissions, dividends and others		(123)	(1)
Other payments, net		(26)	(3 081)
Net cash flow from financing activities		(704)	(4 863)
Net change in cash and cash equivalents		(1 945)	(4 985)
Cash and cash equivalents, beginning of period		10 550	11 068
Exchange (losses) on cash and cash equivalents		2	-
Cash and cash equivalents, end of year	15	8 607	6 083

Prepared by:


/Nikolay Yatzino/

Executive Director:



/Tsvetan Alexiev/

Date: 18.09.2020