


Interim consolidated statement of financial position

Assets	Note	31 March 2020 BGN'000	31 December 2019 BGN'000
Non-current assets			
Goodwill	7	22 482	22 482
Property, plant and equipment	8	9 155	9 064
Other intangible assets	9	58 191	58 665
Deferred tax assets	10	864	419
		90 692	90 630
Current assets			
Inventory	11	740	1 255
Trade and other financial receivables	13	12 631	10 806
Prepayments and other assets	14	3 477	2 116
Related party receivables	33	51	-
Tax receivables		337	103
Cash and cash equivalents	15	6 429	10 550
		23 665	24 830
Assets included in disposal group classified as held for sale	16	29 361	29 361
Current assets		53 026	54 191
Total assets		143 718	144 821

Prepared by:


/Nikolay Yatzino/

Executive Director:


/Tsvetan Alexiev/


Date: 14.08.2020



Interim consolidated statement of financial position (continued)

Equity and liabilities	Note	31 March 2020 BGN'000	31 December 2019 BGN'000
Equity			
Share capital	17.1	59 361	59 361
Purchased own shares		(475)	(475)
Reserves	17.2, 17.3	6 408	6 408
Retained earnings		25 209	22 813
Equity attributable to the owners of the parent		90 503	88 107
Non-controlling interest		16 348	15 908
Total equity		106 851	104 015
Liabilities			
Non-current liabilities			
Pension and other employee obligations	19.2	276	276
Long-term borrowings	20.1	7 856	8 380
Long-term lease liabilities	21	2 499	2 908
Long-term related party payables	33	-	19
Deferred tax liabilities	10	480	33
		11 111	11 616
Current liabilities			
Provisions	18	-	22
Employee obligations	19.2	2 416	3 370
Short-term borrowings	20.1	14 657	15 761
Short-term lease liabilities	21	582	588
Trade and other payables	22	4 556	6 592
Contract liabilities	12	3 469	2 205
Tax liabilities		-	156
Financing		76	496
		25 756	29 190
Total liabilities		36 867	40 806
Total equity and liabilities		143 718	144 821

Prepared by:


/Nikolay Yatzino/

Executive Director:




/Tsvetan Alexiev/


Date: 14.08.2020



Interim consolidated statement of profit or loss and of comprehensive income for the period ended 31 March

	Note	31.3.2020 BGN'000	31.3.2019 BGN'000
Revenue from contracts with customers	23	15 282	16 125
Gain on sale of non-current assets	25	1	-
Revenue from financing	24	353	243
Other income	24	46	133
	26	(205)	(862)
Hired services expenses	27	(853)	(1 920)
Employee benefits expense	19.1	(5 358)	(5 059)
Depreciation, amortisation of non-financial assets	8,9	(1 436)	(827)
Capitalized expenses	29	320	697
Cost of goods sold and other current assets		(5 450)	(6 030)
Changes in finished goods and work in progress		303	73
Other expenses	28	(268)	(341)
Operating profit		2 735	2 232
Finance costs	30	(162)	(160)
Finance income	30	65	64
Profit before tax		2 638	2 136
Profit for the period		2 638	2 136
Profit for the period attributable to:			
Non-controlling interest		241	291
Owners of the parent		2 397	1 845
Earnings per share:	31	0.0407	0.0313

Prepared by: 
/Nikolay Yatzino/

Executive Director: 
/Tsvetan Alexiev/

Date: 14.08.2020




Interim consolidated statement of change in equity for the period ended 31 March


All amounts are presented in BGN ‘000

	Share capital	Purchased own shares	Reserves	Retained earnings	Total equity attributed to the owners of parent	Non-controlling interest	Total equity
Balance at 1 January 2020	59 361	(475)	6 408	22 813	88 107	15 908	104 015
Profit for the period	-	-	-	2 397	2397	241	2 638
Other changes of equity	-	-	-	(1)	(1)	199	198
Balance at 31 March 2020	59 361	(475)	6408	25 209	90 503	16 348	106 851

Prepared by:


/Nikolay Yatzino/

Executive Director:


/Tsvetan Alexiev/

Date: 14.08.2020




Consolidated statement of change in equity for the period ended 31 March (continued)

All amounts are presented in BGN ‘000

	Share capital	Purchased own shares	Reserves	Retained earnings	Total equity attributed to the owners of parent	Non-controlling interest	Total equity
Balance at 1 January 2019 (restated)	59 361	(475)	5 622	18 275	82 783	15 677	98 460
Dividends	-	-	-	-	-	(418)	(418)
Transactions with owners	-	-	-	-	-	(418)	(418)
Profit for the year	-	-	-	5 103	5 103	307	5 410
Other comprehensive loss	-	-	(1)	-	(1)	-	(1)
Total comprehensive income for the year	-	-	(1)	5 103	5 102	307	5 409
Transfer of retained earnings to reserves	-	-	565	(565)	-	-	-
Other changes of equity	-	-	222	-	222	342	564
Balance at 31 December 2019	59 361	(475)	6 408	22 813	88 107	15 908	104 015

Prepared by:


/Nikolay Yatzino/

Executive Director:


/Tsvetan Alexiev/

Date: 14.08.2020



www.sirma.com

Interim consolidated statement of cash flows for the period ended 31 March

	Note	31.3.2020 BGN'000	31.3.2019 BGN'000
Operating activities			
Cash receipts from customers		14 046	16 807
Cash paid to suppliers		(10 529)	(9 398)
Cash paid to employees and social security institutions		(5 604)	(5 233)
Cash flows related to interest, commissions, dividends and others		-	(22)
Income taxes paid		(7)	(143)
Other payments, net		(336)	(174)
Net cash flow from operating activities		(2 430)	1 837
Investing activities			
Purchase of property, plant and equipment		(368)	(255)
Purchase of other intangible assets		(320)	(433)
Loans and deposits granted		(53)	-
Loan repayments received		7	770
Interest received		(8)	-
Net cash flow used in investing activities		(742)	82
Financing activities			
Proceeds from borrowings	34	59	314
Repayments of borrowings	34	(531)	(878)
Payment of principal element of lease liabilities	34	(415)	(18)
Cash flows related to interest, commissions, dividends and others		(59)	(70)
Interest payments under lease contracts		(2)	(2)
Net cash flow from financing activities		(948)	(654)
Net change in cash and cash equivalents		(4 120)	1 265
Cash and cash equivalents, beginning of period		10 550	11 068
Exchange (losses) on cash and cash equivalents		(1)	23
Cash and cash equivalents, end of year	15	6 429	12 356

Prepared by:


/Nikolay Yatzino/

Executive Director:


/Tsvetan Alexiev/

Date: 14.08.2020

