







Interim Consolidated Financial Statements

for the period
ending on 31.12.2018

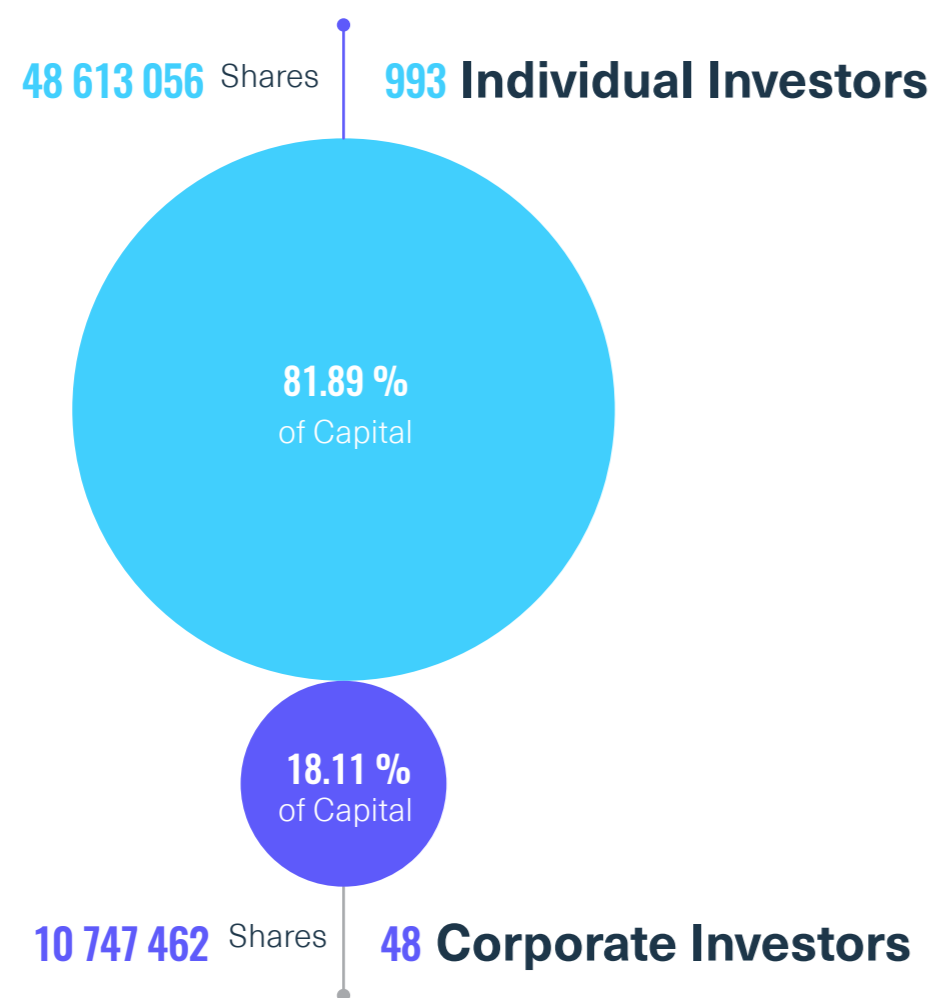


CONSOLIDATED FINANCIAL RESULTS FOR THE PERIOD ENDING ON 31.12.2018

REVENUE	y/y	EBIT	ROA	
61.100 BGN mln.		9.832 BGN mln.	0.0474	
 17.42 %		 22.03 %	 46 %	
ROE		NET PROFIT	y/y	PROFIT PER SHARE
0.0772		8.321 BGN mln.		0.407
 30.29 %		 34.91 %		 34.91 %

SHAREHOLDING STRUCTURE AT 31.12.2018

Share capital **BGN 59 360 518** distributed among **59 360 518 shares** with **1 BGN** nominal value



Investors above 5%



REVENUE STRUCTURE AND DYNAMICS FOR 2018

	31.12.2018 BGN '000	31.12.2017 BGN '000	Change BGN '000	Change %
OPERATING REVENUES FROM THE SALES OF GOODS	21 466	11 390	10 076	88.46%
OPERATING REVENUES FROM THE SALES OF SERVICES	36 999	40 077	- 3 078	- 7.68 %
REVENUE FROM REVALUATION AND SALE OF FA	20	0	20	H/A
REVENUES FROM FINANCING	290	179	111	62.01 %
OPERATING REVENUE FROM OTHERS	2 325	389	1 936	497.69 %
TOTAL	61 100	52 036	9 064	17.42 %

GEOGRAPHIC DISTRIBUTION OF REVENUE FOR 2018

Top 3 countries

share of revenue 2018

Bulgaria

30.639 BGN
mln.
50.15 %

USA

9.776 BGN
mln.
16 %


UK

8.701 BGN
mln.
14.12 %

REVENUES BY REGIONS

31.12.2018

in thousands BGN



TOTAL REVENUE

2018

Total revenue

61.100 BGN
mln.

Revenue from Bulgaria

30.639 BGN
mln. **50.15 %**

Revenue from external markets

30.461 BGN
mln. **49.85 %**